



Downtown Revitalization Policing & Transit Policing

2015 April 14



Impact of the Provincial Budget

- Traffic offence fines will increase an average of 35%
- 10% retained by the Province as administration fee
- Traffic safety revenue for 2015 anticipated to increase:
 - \$300 thousand for Edmonton Police Service
 - \$6.8 million for Office of Traffic Safety
- Traffic safety revenue for 2016 anticipated to increase:
 - \$3.4 million for Edmonton Police Service
 - \$14 million for Office of Traffic Safety



Annualization

- 35 positions approved in 2015
 - Tax levy impact of \$2.4 million
 - Annualization impact \$2.6 million; to be included in 2016 budget submission
 - Recruitment is underway, all positions in place by December 2015.
- EPS assessment growth allocation previously used to offset costs, however methodology of this calculation changed in 2015
- Annualization could be funded through Provincial fines revenues

Downtown & Transit Policing

Goal: Support the safe and vibrant revitalization of downtown Edmonton and the expanded LRT

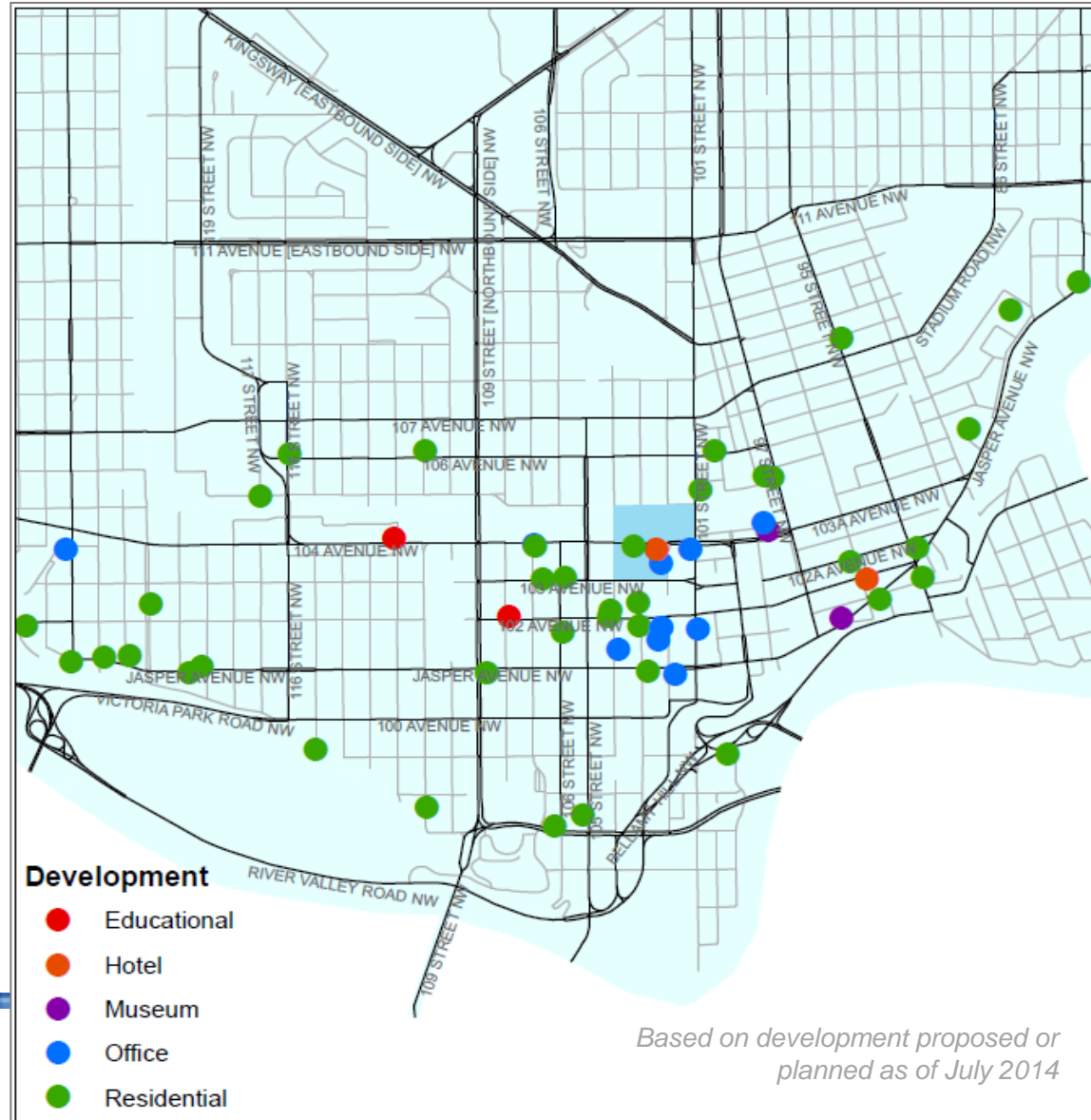
- Proactive model of policing will address challenges posed by downtown and LRT growth
- Effectively deal with criminal activities and disorder
- Build a flexible workforce for visibility, problem solving, hospitality policing
- Result: positive reputation for downtown and LRT

Research

- Crime and disorder workload projections for planned and proposed developments in the downtown
- Trend analysis of crime and disorder in licensed establishments city-wide and downtown
- Site visits to LA Live, Staples Center, Los Angeles Police, Columbus Nationwide Arena, Columbus Police
- Evaluation of Transit and Police Partnership (TAPP) pilot

Impact of Proposed Developments

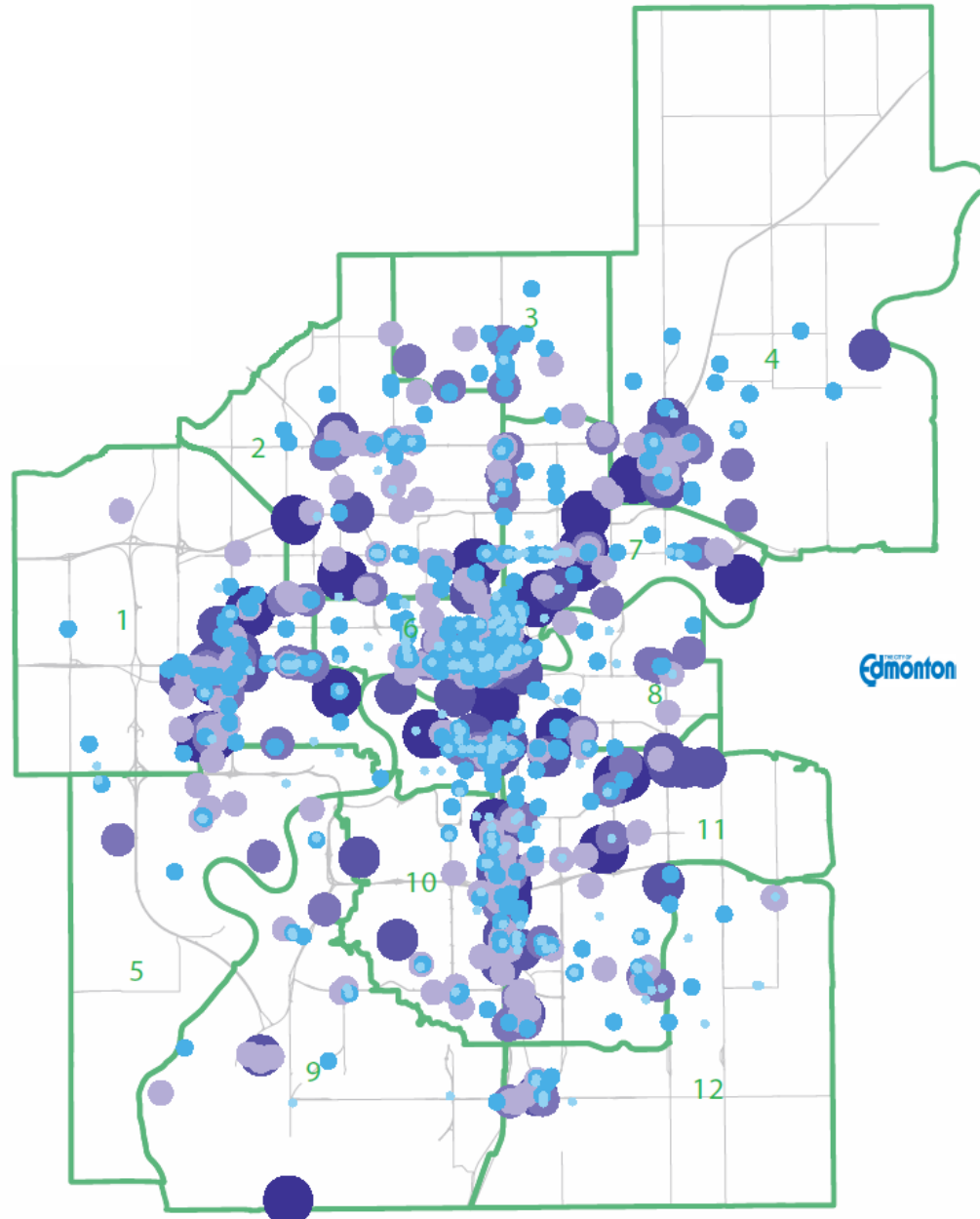

- In 2016, police workload downtown is projected to increase by a minimum of **14%**
- New downtown development worth \$3.5 billion including:
 - Rogers Place
 - Stantec Tower
 - Delta Hotel
 - Kelly Ramsay Building
 - Royal Alberta Museum
 - Numerous condo towers



Impact of Licensed Establishments

- Currently 47,000 licenced seats in downtown Edmonton
- 37% of incidents in licensed establishments occurred in Downtown Division
- Number of police calls to downtown establishments has increased by 24% since 2010; rest of the city increased by 12%
- As more licensed establishments are opened downtown, workload will increase
- Largest increases in were seen in assaults, “trouble with person”, and “trouble with intoxicated person” calls

Impact of Licensed Establishments





Downtown Revitalization Policing

- 40 positions
- 7 days per week coverage
- 4 separate squads
- Foot, bicycle, Segway, and car-based patrols
- Focus on:
 - Social disorder
 - General safety and security
 - Event policing
 - Entertainment District
- Full funding available through provincial fine revenue increases

COST

2015 (3 months)	\$ 2,407,000
2016 (Annualization)	\$ 3,953,000
Annual Operating	\$ 6,360,000
2016 (1 Time Costs)	\$ 1,293,000
Total 2016	\$ 7,653,000

Transit and Police Partnership (TAPP)

Pilot Project (July-December 2014)

- 4 EPS constables
- Central and north LRT stations

Goals

- Visibility
- Crime prevention, intervention and suppression
- Decrease fear and increase safety

Results

- 47% increase in LRT arrests during pilot
- Positive feedback from transit users regarding police presence on LRT

Transit Policing

- Working in partnership with Transit Peace Officers
- Similar to TAPP pilot program
- 1 Sergeant
- 8 Constables

COST

2015 (6 months)	\$ 712,000
2016 (Annualization)	\$ 712,000
Annual Operating	\$ 1,424,000
2016 (1 Time Costs)	\$ 291,000
Total 2016	\$ 1,715,000

Downtown Revitalization Policing & Transit Policing

	Positions	Annual Costs (Millions)			One-time	Total
		2015	2016	Total		
Downtown Revitalization	40	2.4	4.0	6.4	1.3	7.7
Transit Policing	9	0.7	0.7	1.4	0.3	1.7
Annualization			0.3	0.3		0.3
	49	3.1	5.0	8.1	1.6	9.7
Fine Revenue Increases		7.1	17.4	17.4		17.4
Funds Remaining		4.0	14.4	9.3		7.7

Questions
