



Edmonton Police Service Professional Standards Branch

2014 Annual Report
March 2015

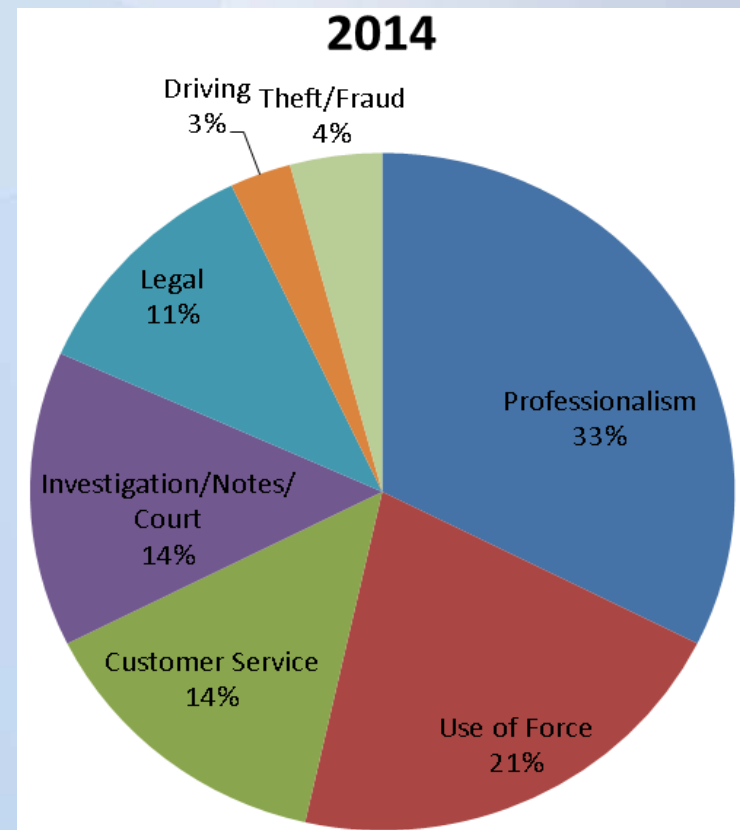
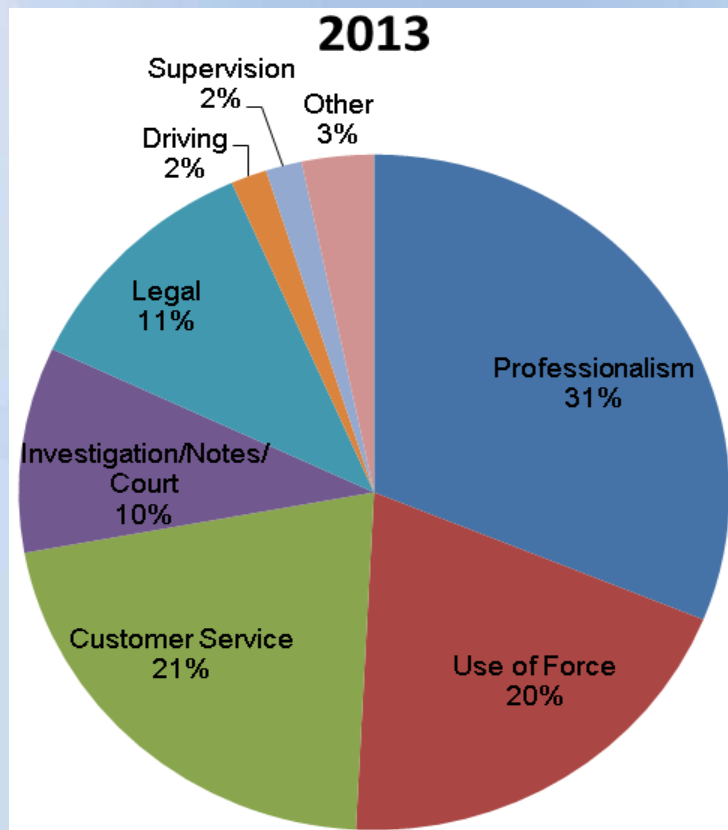


Professional Standards Files Generated in 2014

	2010	2011	2012	2013	2014
Dispatched calls	134,136	135,050	140,518	147,315	152,002
Total PSB files opened	1,058	1,009	1,077	1,048	1,082
Rate per 10,000 dispatched calls	79	75	77	71	71
PSB Complaints opened	240	215	218	215	234
Rate per 10,000 dispatched calls	18	16	15	15	14



Principle Causes of Formal Complaints in 2013 and 2014



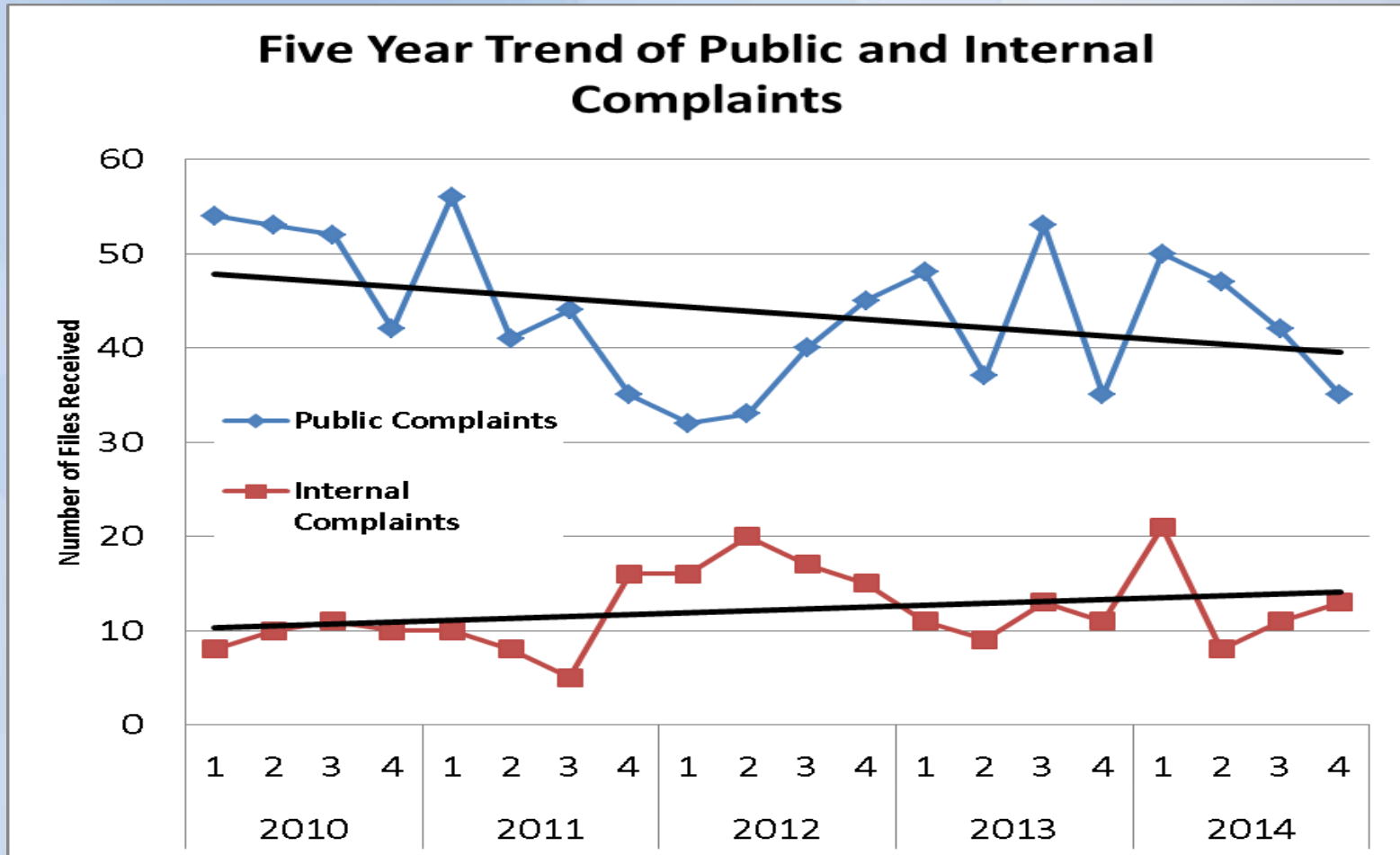


Three Year File Comparison

	2012	2013	2014
Received			
Formal Complaints	218	215	234
Concluded			
Formal Complaints	163	276	191



Five Year Trend of Public and Internal PSB Investigations





Compliments Received by the EPS During 2014

	Number of Compliments	Total Involved Officers
Community Policing Bureau		
Downtown	44	69
Northeast	24	109
Southeast	20	41
Southwest	34	76
West	24	38
CPB Total Files	146	333
Spec Community Support Bureau		
Criminal Investigations	6	9
Operational Support	70	103
Spec Investigation	7	21
ISB Total Files	83	133
Corporate Services Bureau		
Human Resources Division	8	20
CSB Total Files	8	20
Other/Unspecified	13	58
EPS (General)	18	
Grand Total	268	544



QUESTIONS?