



Edmonton Police Service Professional Standards Branch

2015 Annual Report

May 2016



PSB Annual Report Overview

- Total PSB files opened = 1,160
 - 20% in public formal complaints (147 Complaint – External files)
- Total PSB files concluded = 1397
 - 10 year high
 - 317 formal complaints
 - 1058 informal concerns
 - 22 statutory complaints
- Steroid files = 56 total files (51 formal complaints & 5 informal concerns)
 - 53 have been completed; 13 resulted in discipline



Classification of PSB Files

Three Year Comparison

Type of File	2013		2014		2015	
Complaint – External	172	16%	185	17%	147	13%
Complaint – Internal	44	4%	62	6%	113	10%
<i>Statutory Complaint</i>	<i>17</i>	<i>2%</i>	<i>19</i>	<i>2%</i>	<i>19</i>	<i>2%</i>
Citizen Contact	723	68%	751	68%	764	66%
EPS Matter	105	10%	87	8%	136	12%
Total	1,044		1,085		1,160	



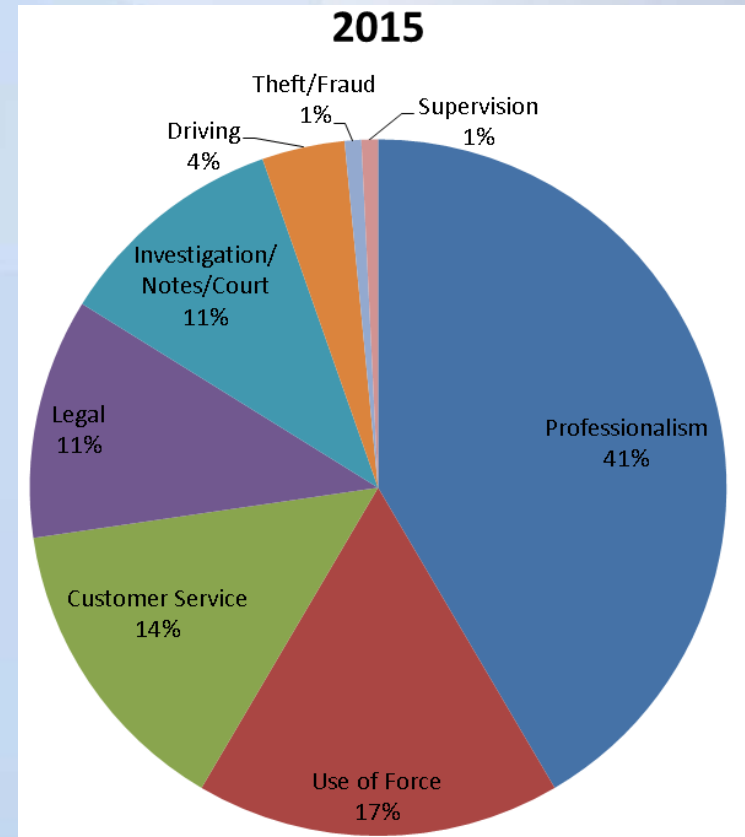
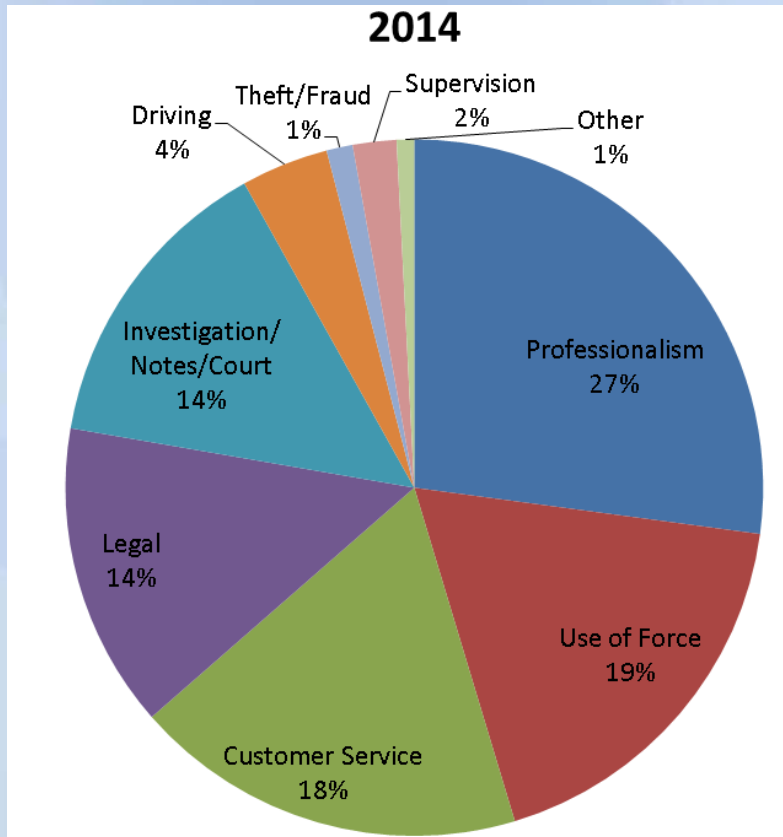
Files Opened/Concluded

Five Year Comparison

	2011	2012	2013	2014	2015
Dispatched calls	135,050	140,518	147,315	152,002	164,877
Total PSB files opened	1,006	1,075	1,044	1,085	1,160
PSB Complaints opened	215	218	216	247	260
PSB files concluded	1,012	893	1,155	922	1,397

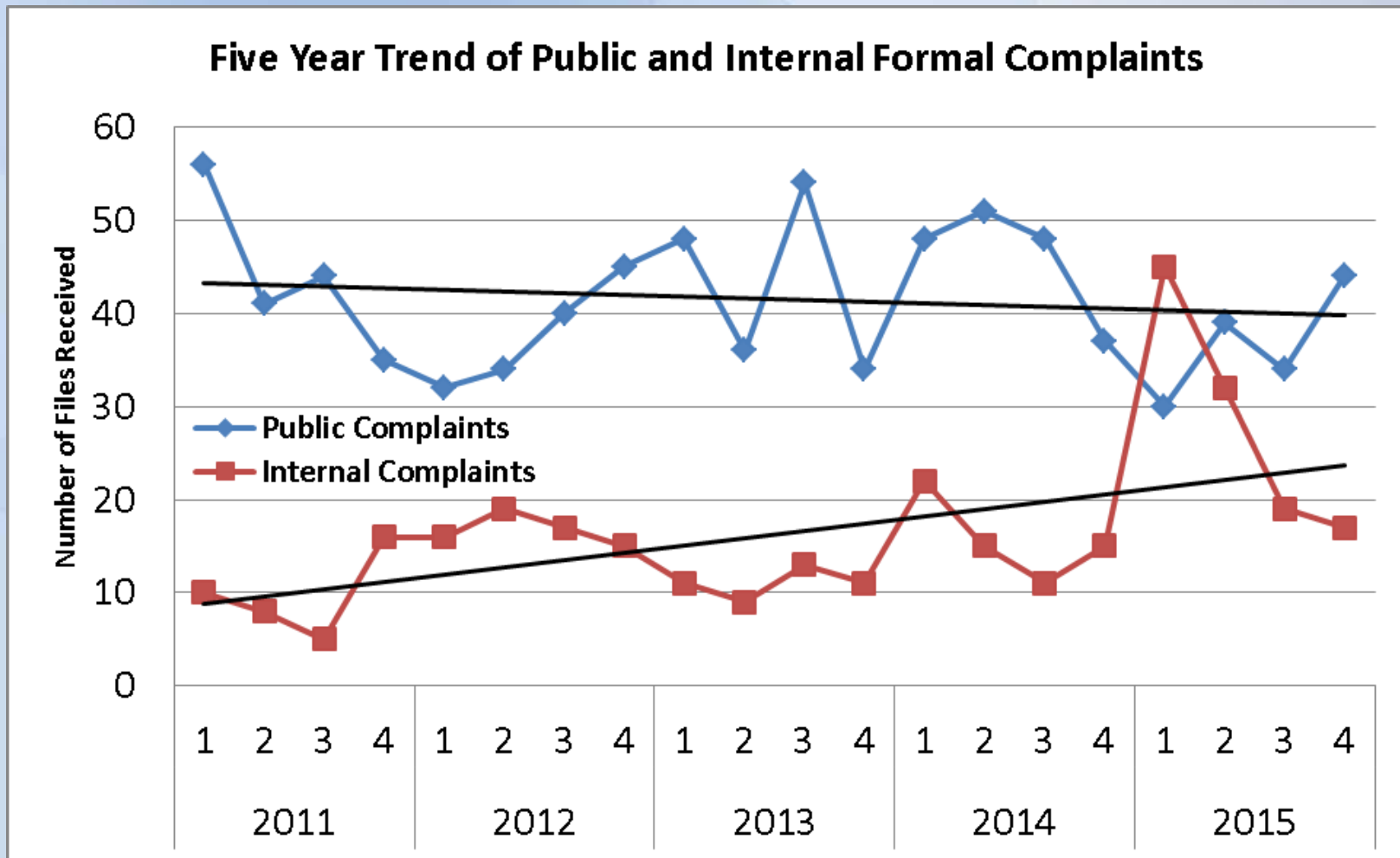


Principle Causes of Formal Complaints in 2014 and 2015





Five Year Trend of Public and Internal PSB Investigations





Compliments Received by the EPS During 2015

	Number of Compliments	Total Involved Officers
Community Policing Bureau		
Downtown	32	52
Northeast	30	49
Northwest	5	5
Southeast	20	72
Southwest	28	40
West	21	36
Co-ordinated Policing	4	13
Recruits	1	1
CPB Total Files	141	268
Investigative Support Bureau		
Criminal Investigations	10	11
Operational Support	20	62
Spec Investigation	24	32
ISB Total Files	54	105
Other	17	26
EPS (General)	25	26
Grand Total	237	425



QUESTIONS?