



---

# **2017 Annual Policing Plan - Q1 Results Edmonton Police Service**

**Presented to the  
Edmonton Police Commission  
May 18, 2017**



# 2017 Annual Policing Plan – Q1 Results

## Purpose

- Provide EPS's quarterly report of 21 stand-alone performance measures, and 12 strategic initiatives
- Highlight successes and areas of concern for select areas
- Answer any questions related to performance and progress



# Performance Measures



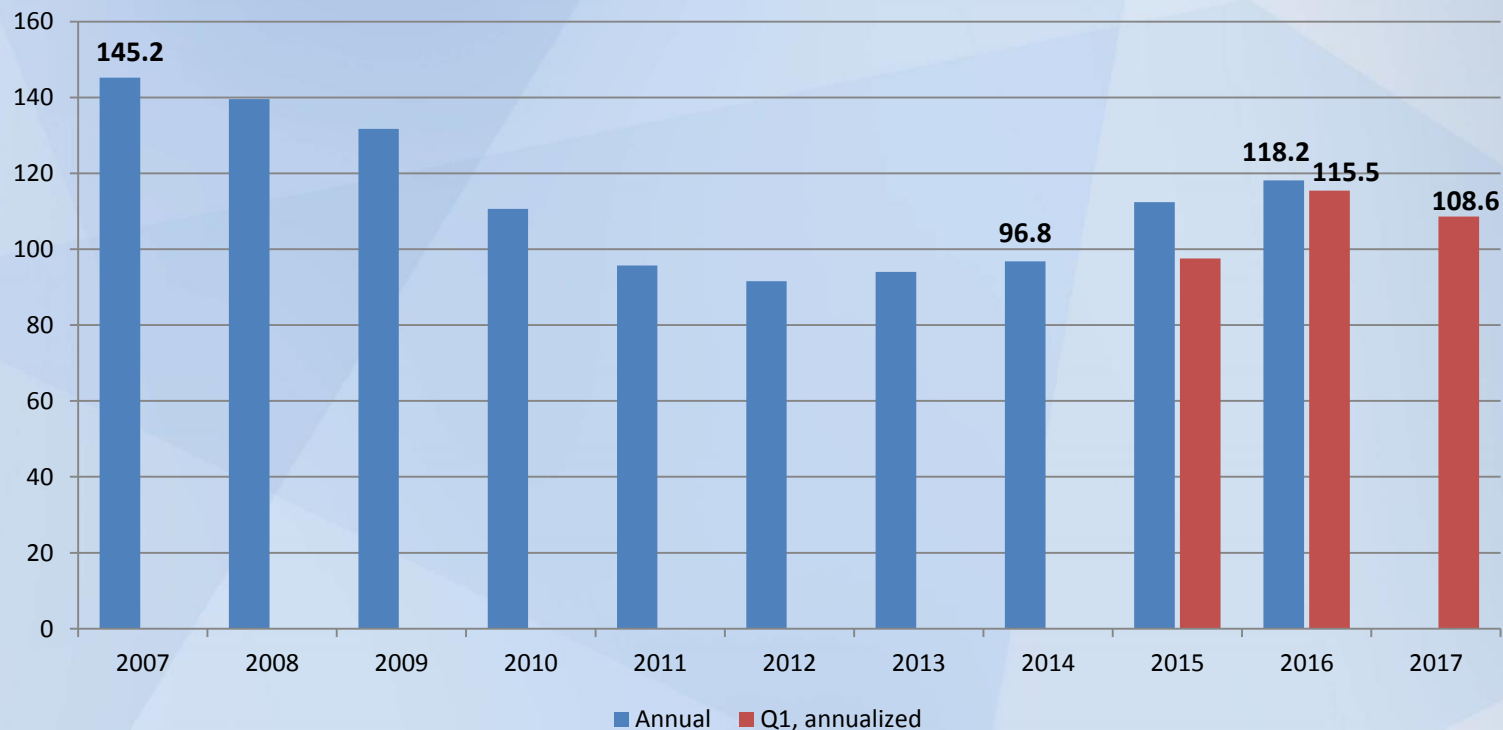
# 1. Crime Severity Index

## EPS's Crime Severity Index (EPS calculations)

- City-council target: 86 or below (8.0 point reduction from 2013 levels)
- Status: 108.6 (5.9% below Q1 2016) (**off-target**)

### EPS Crime Severity Index

*indexed points, in-house calculations*



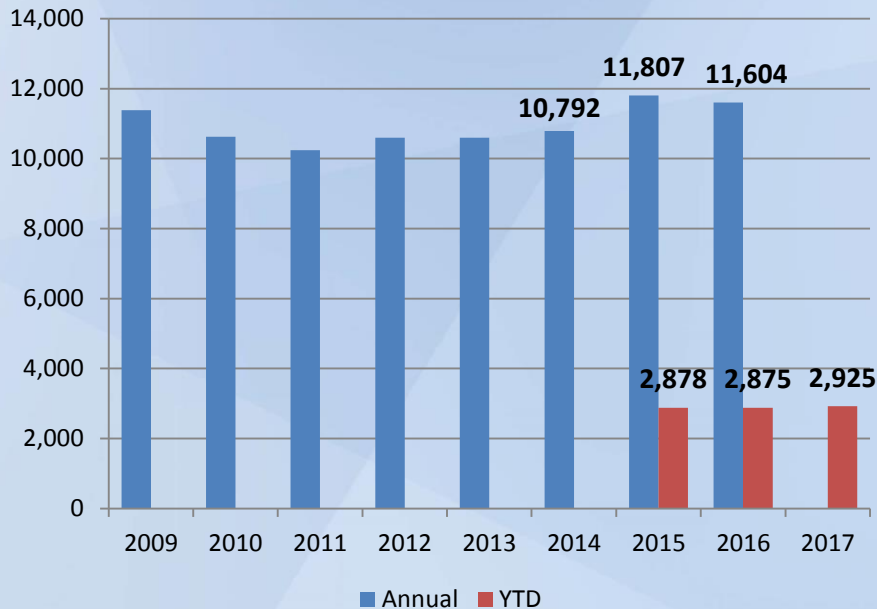


## 2-4. Crime Levels

- Target: reduction from 2016 levels
- Status: Violent Crime Indicators (+1.7%) (**near target**)
- Property Crime Indicators (-2.5%) (**on-target**)
- Social Disorder occurrences (+2.7%) (**near target**)

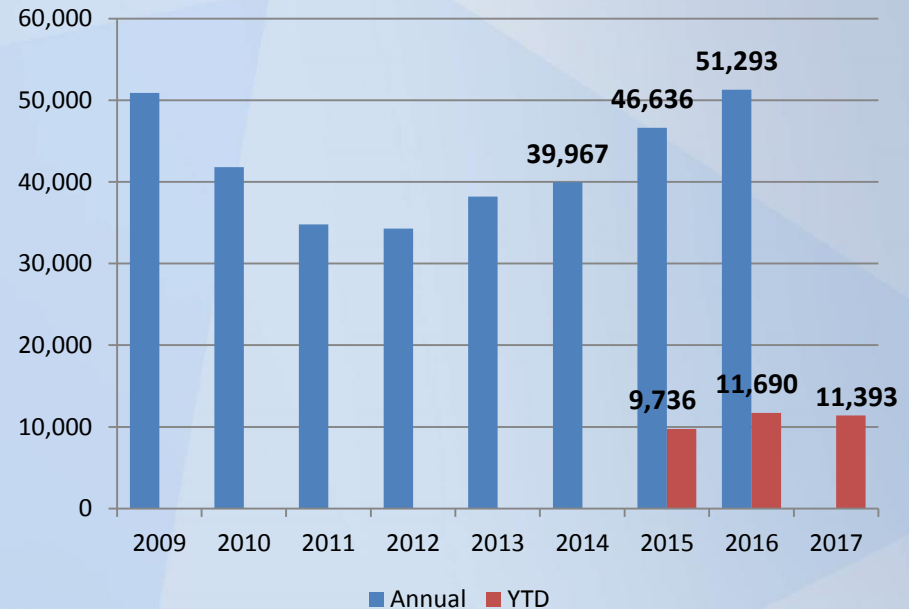
### Violent Crime in Edmonton

number of victimizations (UCR 1000-series)



### Property Crime in Edmonton

number of incidents (UCR 2000-series)



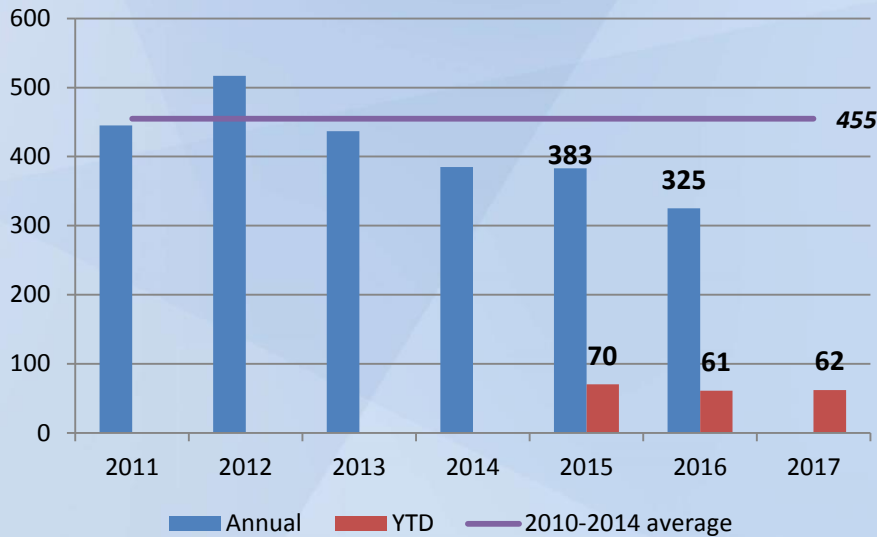


# 5-6. Traffic Safety & Enforcement

- Target: 4% reduction in traffic fatalities and major injuries from 2010-2014 average
- Status: +1.6% in major injuries / -37.5% in fatalities (**on-target**)

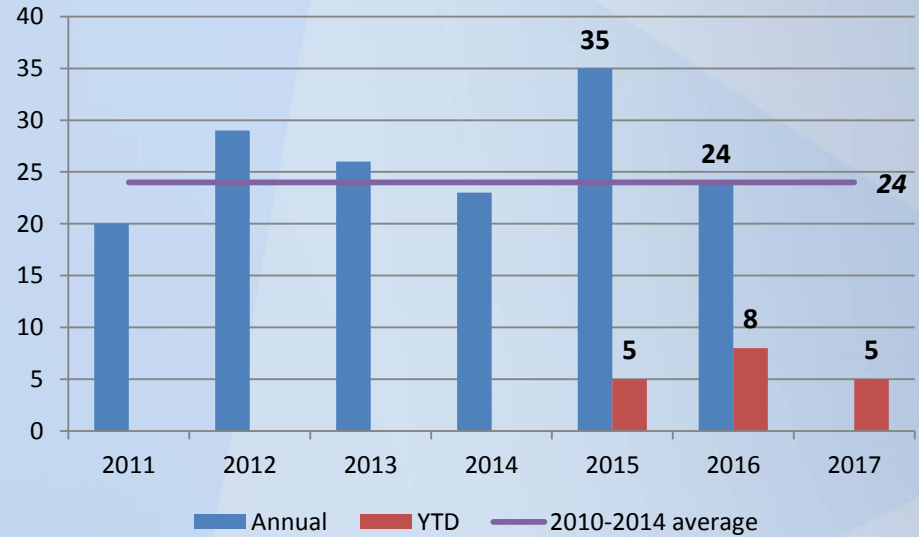
## Major Injuries from Collisions

traffic injuries requiring hospitalization, source: EPS



## Traffic Fatalities in Edmonton

persons, source: EPS



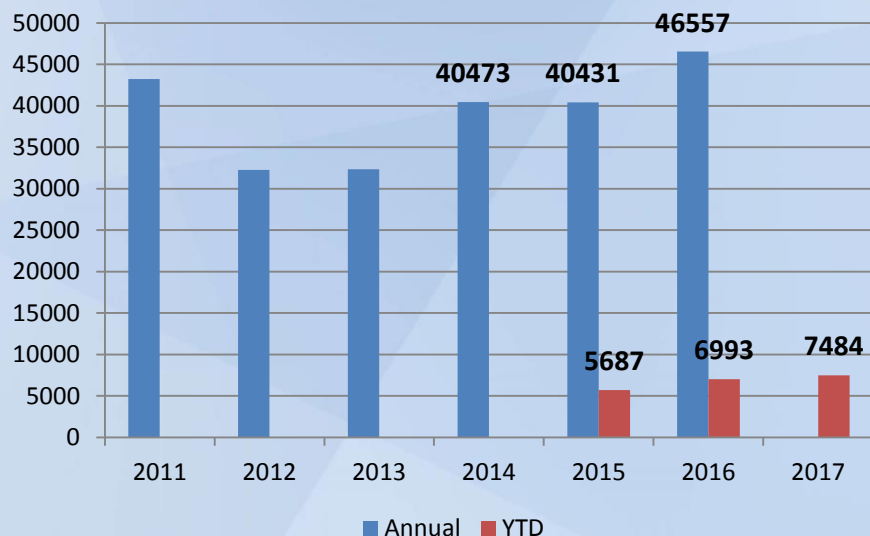


# 7-8. Speeding / Distracted Driving Enforcement

- Target: increase from 2016 levels
- Status: +7.0% in speeding tickets issued (**on-target**)
- +57.4% in distracted driving tickets issued (**on-target**)

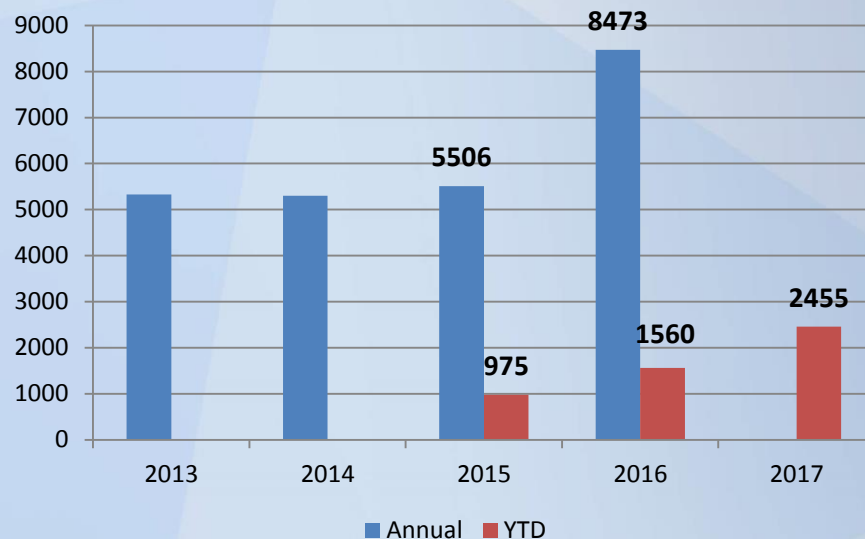
## Speeding Enforcement

number of EPS tickets issued



## Distracted Driving Enforcement

number of EPS tickets issued



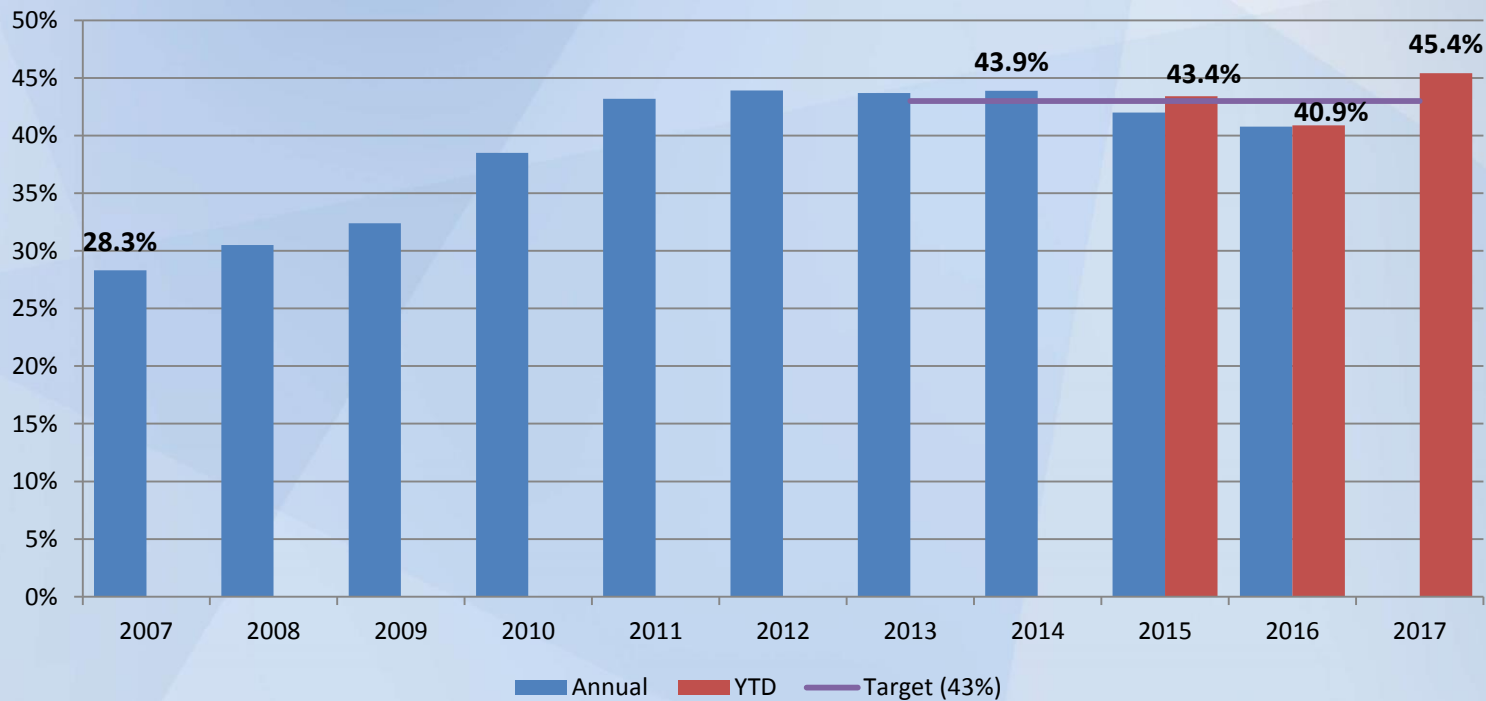


# 9. Weighted Clearance Rates

- Target: 43% or higher
- Status: 45.4% (on-target)

## Weighted Clearance Rate

*% of criminal incidents cleared, weighted*



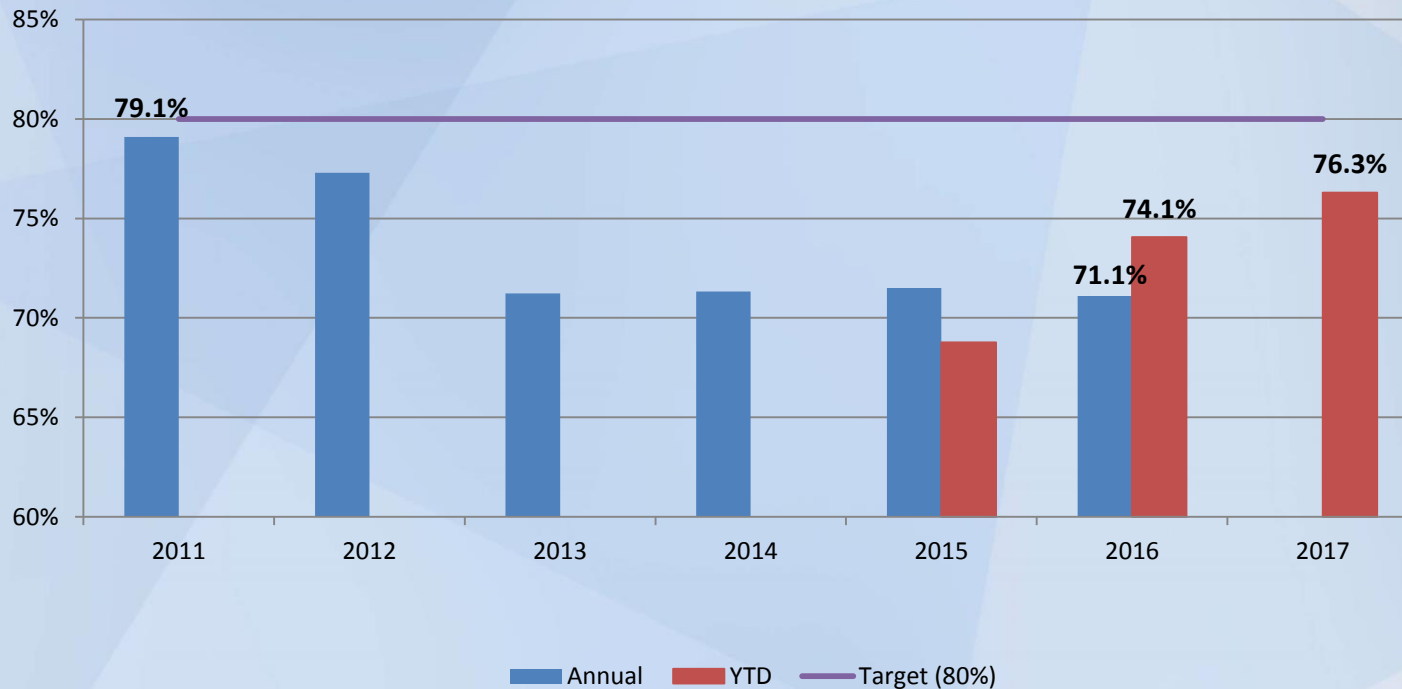




# 12. Priority 1 Response Time Performance

- Target: 80% or higher
- Status: 76.3% of events met the target (**near target**)
- Q2 reporting will include performance for other priority levels (2-5)

**Priority 1 Response Time Performance**  
*% of P1 events responded to within 7 minutes*



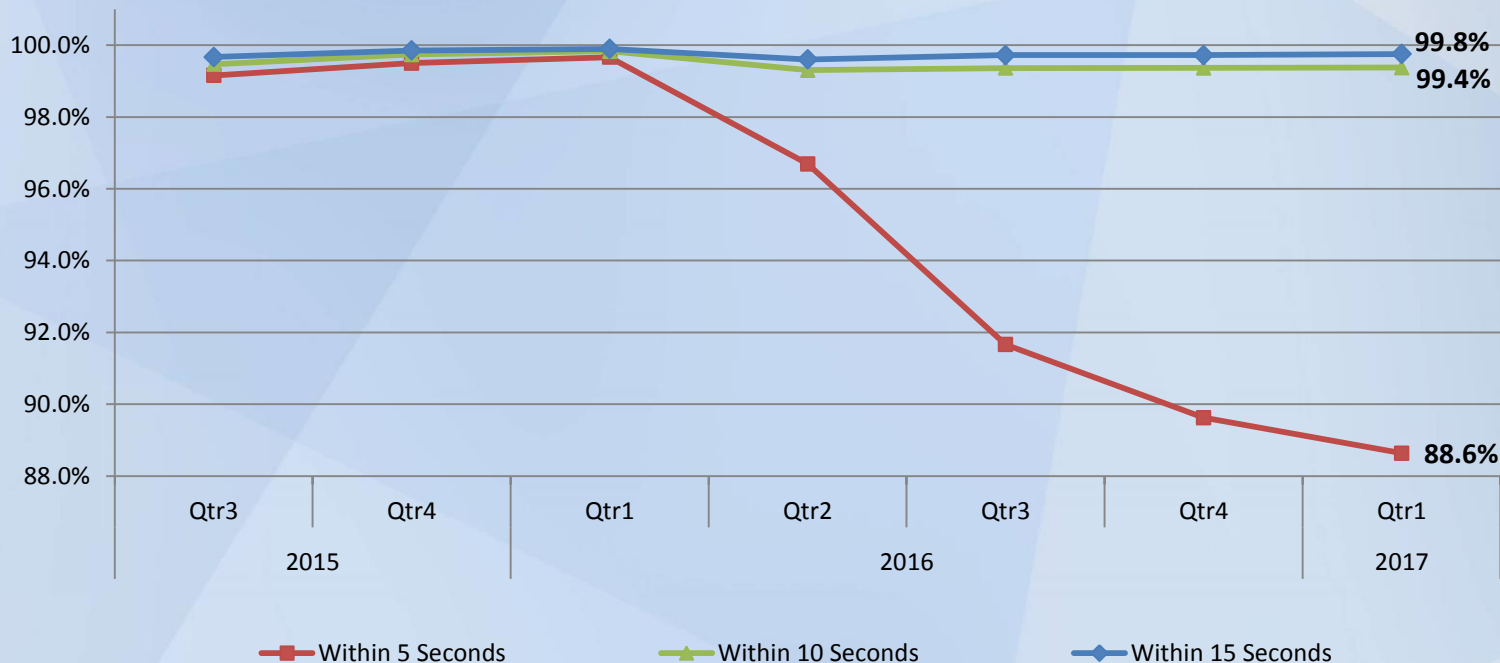


# 14. 911 Operator Answer Performance

- Target: 911 calls answered within 15 seconds, 95% of the time
- Status: 99.8% (on-target)
  - (fewer than 2 calls per 1,000 do not meet standard)

## EPS: 911 Operator Answer Performance

*% of 911 calls answered in 5, 10, 15 seconds*



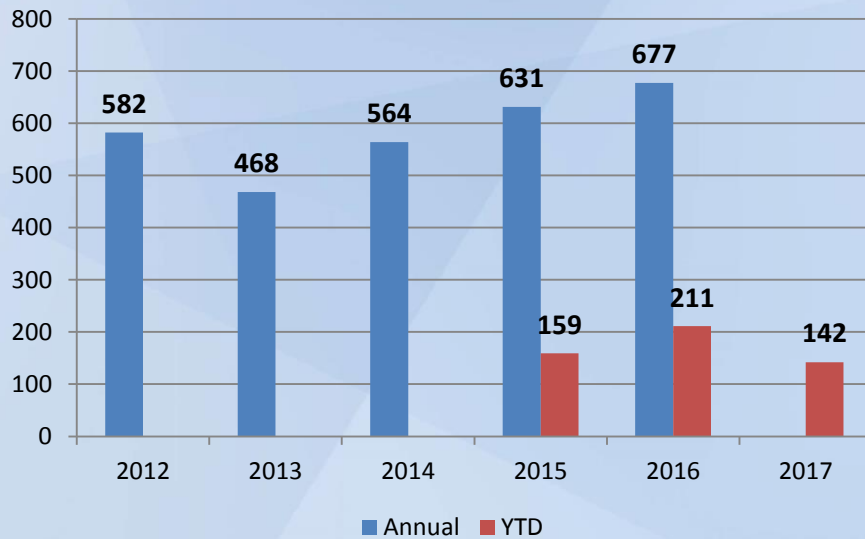


# 18-19. Recruitment

- Target: increase in EPS applicants / +5% in female applicants
- Total EPS applicants: 16.1% below annual target (**off-target**)
- Female applicants: 1.7% above annual target (**on-target**)

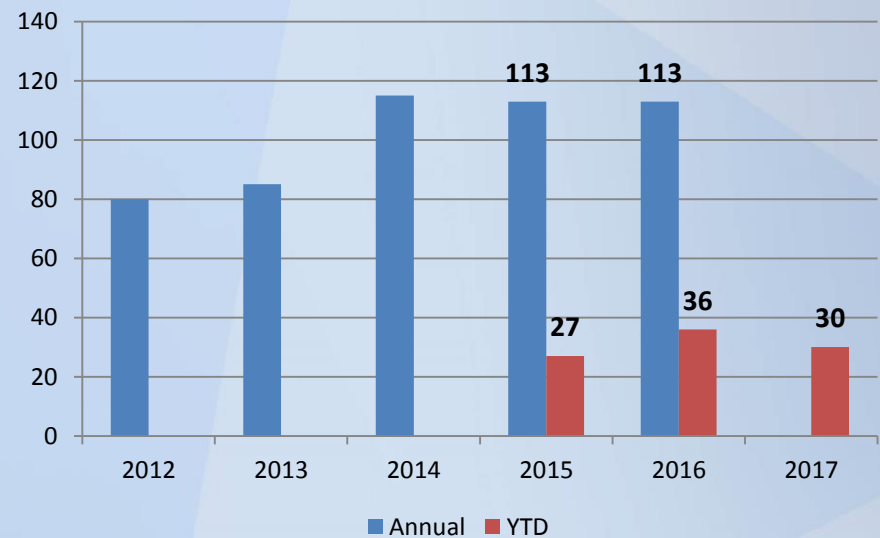
## EPS Applicants

*Sworn recruit applications received*



## Female Sworn Applicants

*number of applicants received*





# Strategic Initiatives

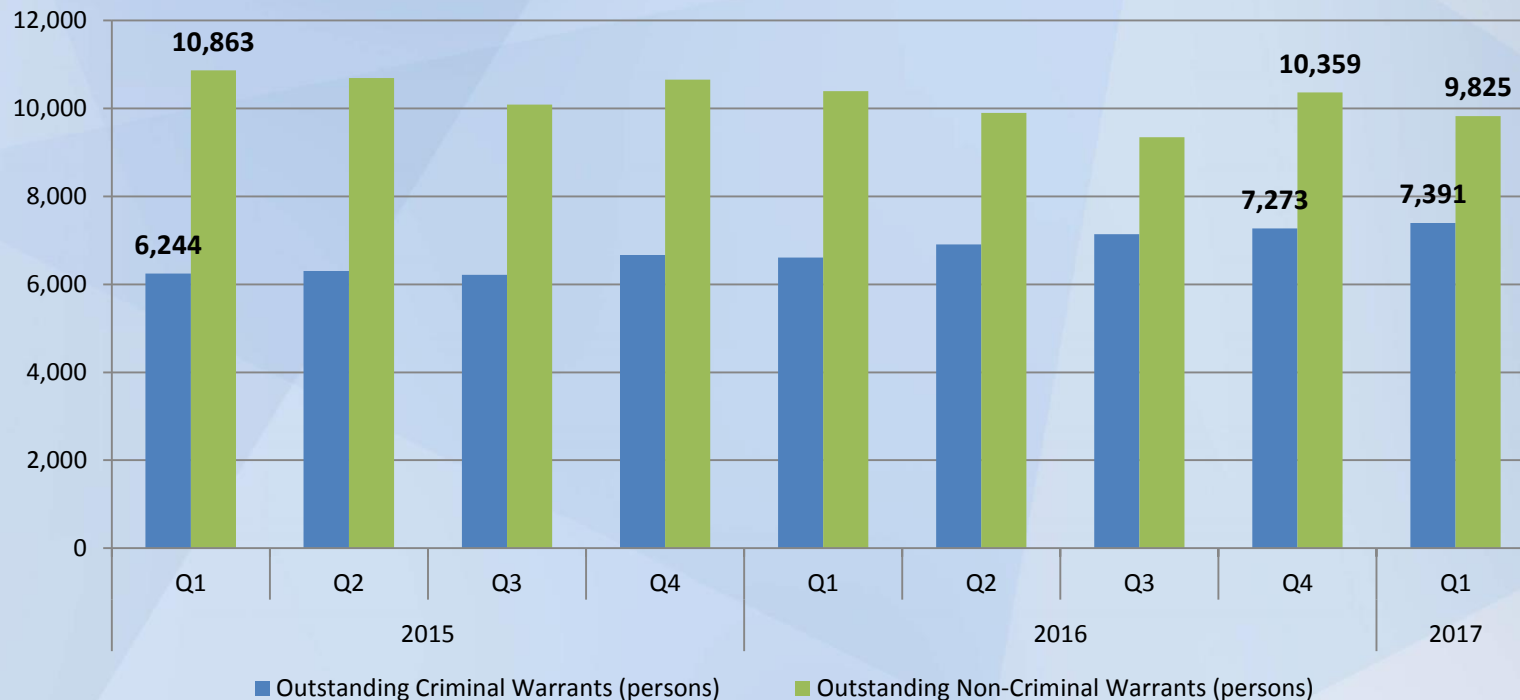


## 5. Warrant Project – off-target

- Completed: EPROS Offender Management Report (OMR) enhancements, outcome reporting in Cognos BI system
- Delayed: Business requirements for Phase 2 IT solution
- +1.6% persons with criminal warrants (from 2016 year-end levels)
  - Outstanding warrants driven by rising intake (due to higher crime levels in last two years)

### Persons with Outstanding Warrants

*# of persons with outstanding EPS-issued warrants*





## 7. Collision Reporting Centres (CRC's) – off target

- Goals: reduce police attendance for less serious traffic collisions and contract out processing of collision reports.
- A Negotiation Request for Proposal (NRFP) has been drafted by EPS. Further review by Legal and COE required. NRFP will eventually be put out by COE for vendor marketplace bidding.
- The proposal reflects input from Alberta Transportation on various criteria the proposal will need to satisfy for provincial reporting standards.



# 10. Proactive Recruiting & Mentoring – on-target

## Goals:

- Mentor 30 prospective female and/or minority applicants through the application process. 50% or more complete stage 1-8 application by end of year
- Increase recruitment events at post-secondary schools

## Status:

- 19 applicants currently being mentored. Demographic information is as follows:

	Gender		Minority	
	Male	Female	Yes	No
<b>Applicants</b>	32%	68%	72%	28%

- As the Recruit Mentorship Program is new, only 16% of these applicants have submitted their stage 1-8 application
- 21 post-secondary campus recruiting events are up 250%

	# of Events - Q1 2017	# of Events - Q1 2016	% Change
University of Alberta	2	1	+ 100%
MacEwan University	16	3	+ 433%
NAIT	1	1	0%
Norquest College	0	0	0%
Concordia University	1	1	0%
Kings University	1	0	+100%
Total	21	6	+250%



# **2017 Annual Policing Plan**

## **Q1 Results**

**Questions?**